Kindergarten NTI Packet

Dear Parents,

Enclosed is the NTI packet for your child. The packet has been labeled with the sheets your child will need to do on each NTI day. Each day will have a phonics and math sheet. ***Please have your child complete the sheets for that day only and return them to school the next day in their purple folder.***

We would also like for your child to review their memory work and sight words on each NTI day.

Please keep the packet in a safe place at home so you will have it throughout this winter when the need arises for school to call for an NTI day. Let us know if you have any questions.

Thank you,

Mrs. Gray, Mrs. Hils and Mrs. Wadlington

Name _____

NT 1
Day 1

Roll A Sight Word



look	you	come	see	play	was

* roll dice. have your child write the sight word!

Name _____

NTI Day 1

Christmas Patterns

Make patterns.

AABB



ABB

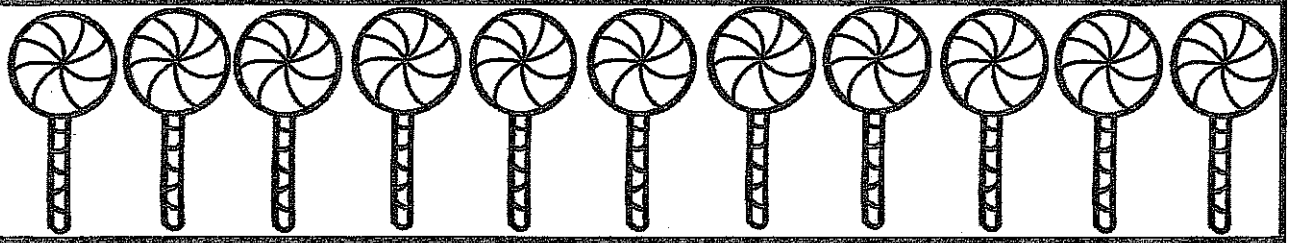

ABCD

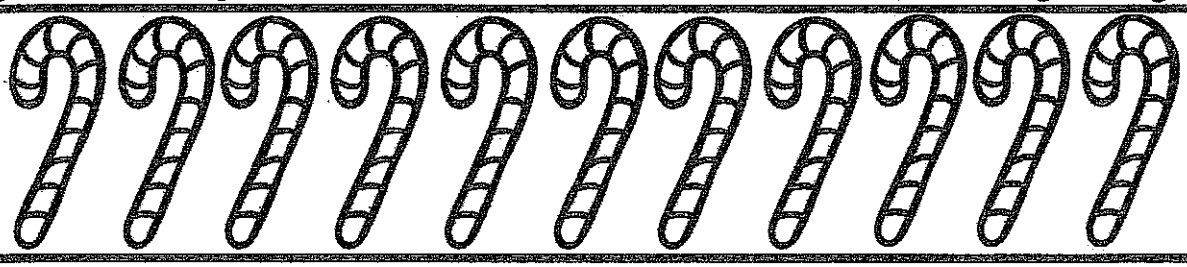

ABC



AB

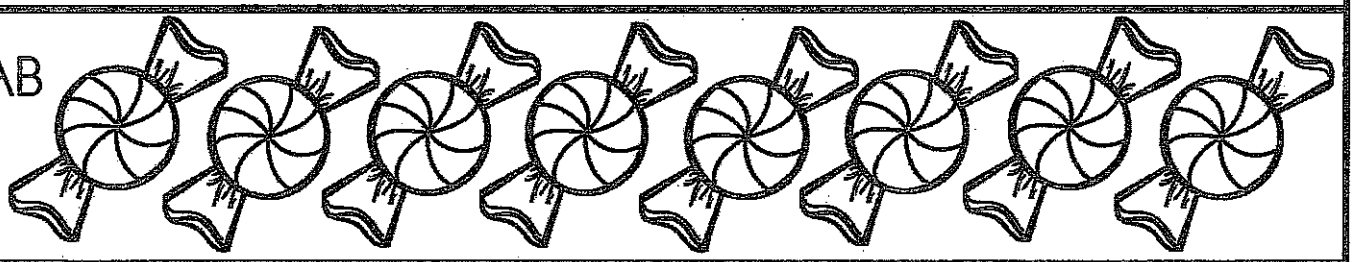

AAB



Create your own pattern.



© BB Kidz

NT 1
Day 2



Write what comes **after**.	Write what comes **before**.	Write what comes **before** and **after**.
6 ____	____ 7	____ 4 ____
2 ____	____ 9	____ 6 ____
8 ____	____ 2	____ 8 ____
1 ____	____ 10	____ 2 ____
5 ____	____ 3	____ 5 ____

My name is _____

NT!
Day 2

Name _____

Letter Review

Say the name of each picture. Write the letter that begins each word.



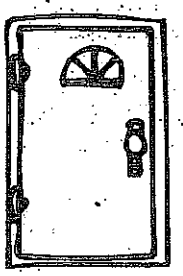

















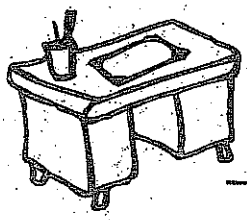



Name _____

Color the shapes.



red blue green orange

NT1
Day 3

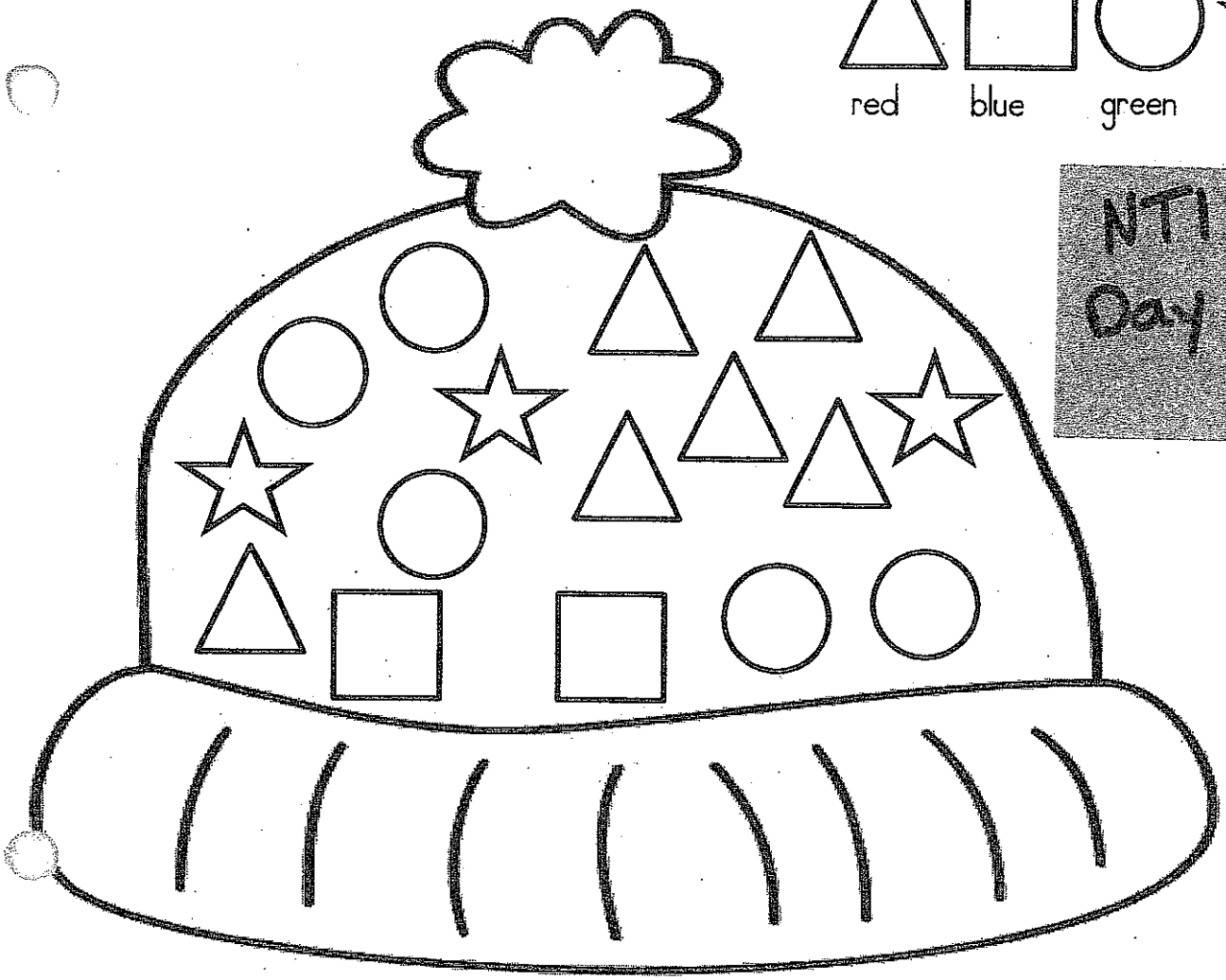

Count the shapes. Color the graph.

△						
□						
○						
☆						

© partsbyteacher.com

NTI
Day 3

some	play	help

Name _____

WTI
Day 4

Crayon Sounds

Look at the letter on each crayon.
Circle the pictures that begin with that letter's sound.



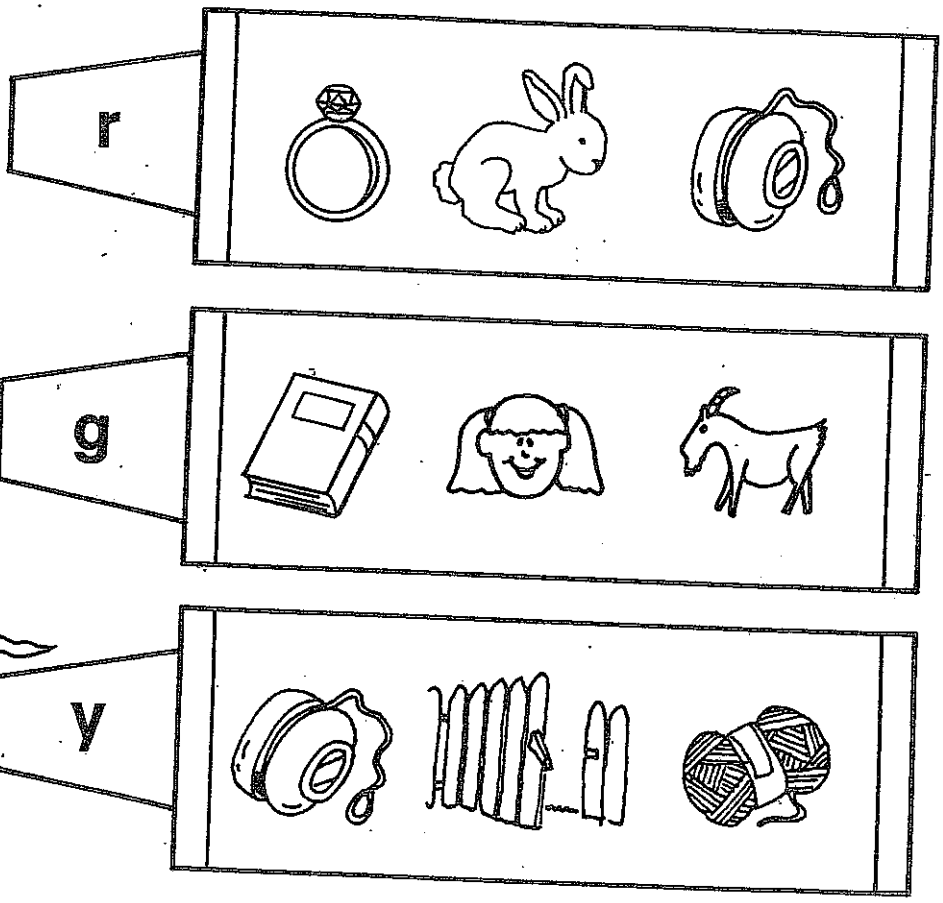





© [illegible] Houghton Mifflin Company

NT1 Day 9

Name _____



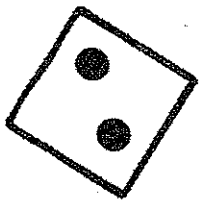

Roll, Add, And Color

Roll two dice, add the dots, and color the hat that shows the total.























©The Kindergarten Connection

Name: _____ Date: _____

NTI
Day 5

Count.



Graph.



Color Me Kinder

BOOK REVIEW

Day 5

Name:

Title:

Rating:



My favorite part was...

NT1
Day 6

Name: _____

Number Words Match

Say the number on the cup and write the number on the line.

two ten four seven one
nine three five eight six

























Name _____

NT1
Day 6

January



Rhyming

Circle the picture that rhymes.
Draw another picture that rhymes.



Sight Words

Trace it, Spell it, Write it.

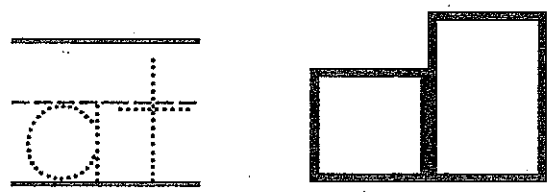

Phonics

Write the missing sound



Color the pictures that have the same **middle** sound.



b ___ x

m ___ p

h ___ p

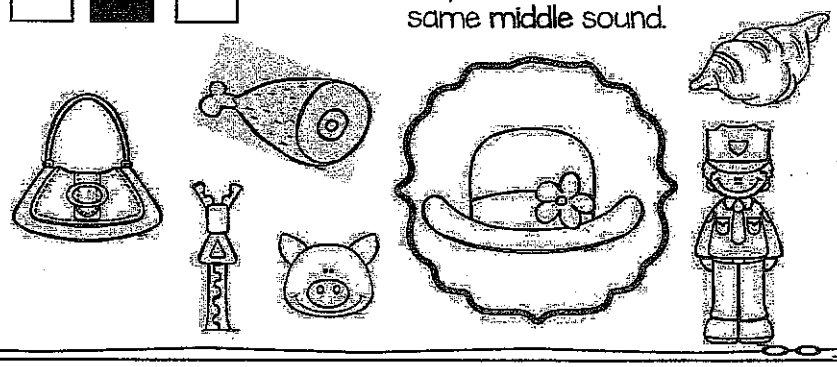

Counting

Fill in the missing numbers. Practice counting on from each number.

	2					7			

Numbers

Write the number. Fill in that many on the ten frames.

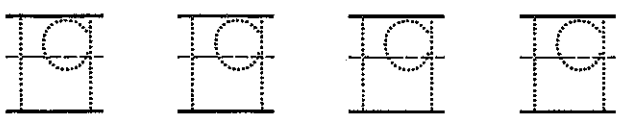



Sums of 5

Complete the Five Frame.
Write the equation to match.



5 + ____ = 5

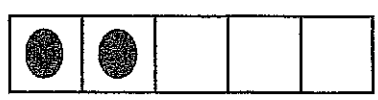

2 + ____ = 5

...usy.blogspot.com

NT 1
Day 1

Name _____

Snowy count by 10's

Cut out the snowballs and glue them in order 10-100.

20	80	40	100	60
50	30	90	70	10

Always do your best!

Day 7

love

joy

peace

kindness

self control

Frog Street Pr[illegible]nc.

FST 650 Smart St[illegible] Writing Paper

skill: recognizing number wo

lame _____

)n each cloud write the correct numeral.

one ___

three___

two ___

four___

five ___



six ___

seven___

eight___

nine___

ten ___

KW 1002

©1998 Kelley Wingate Publications, Inc.

Name _____ th z

NT!
Day 8

A Sweet Start

Name the pictures.
Write each beginning sound.



_____
_ _ _ _ _
_____



_____
_ _ _ _ _
_____

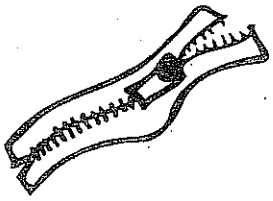

_____
_ _ _ _ _
_____



_____
_ _ _ _ _
_____

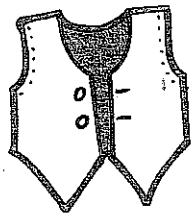

_____
_ _ _ _ _
_____

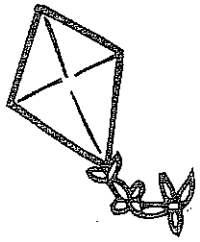

_____
_ _ _ _ _
_____

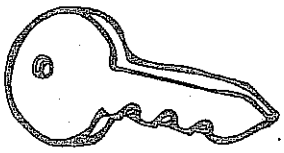

_____
_ _ _ _ _
_____



_____
_ _ _ _ _
_____



_____
_ _ _ _ _
_____

Bonus Box: On the back of this sheet, draw some things that begin with *p*.

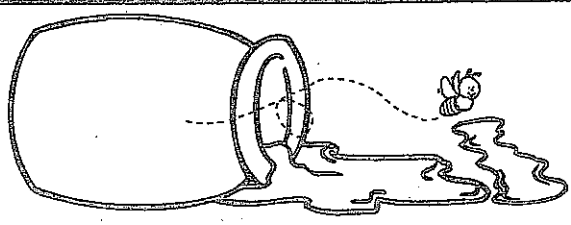



Name _____ Date _____

NT 1
Day 9

Write each missing numb



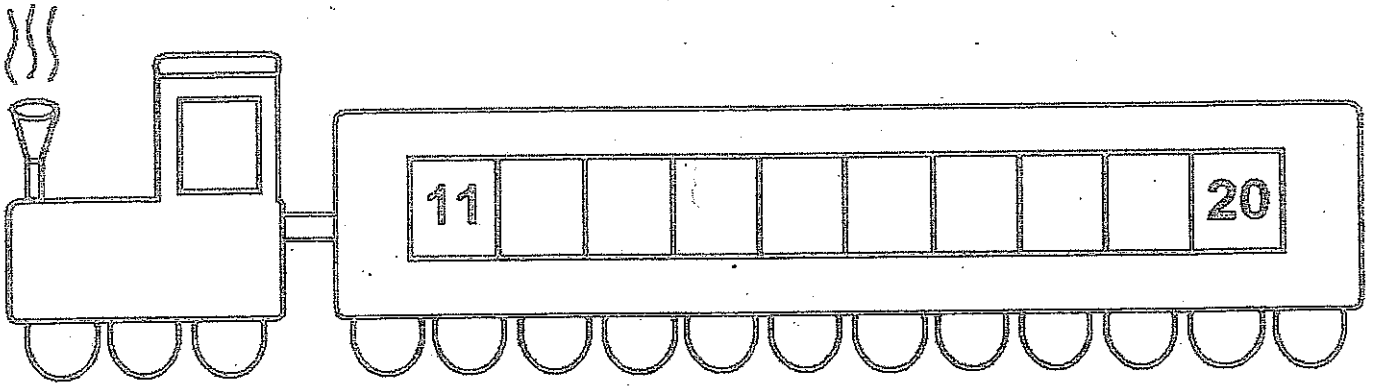

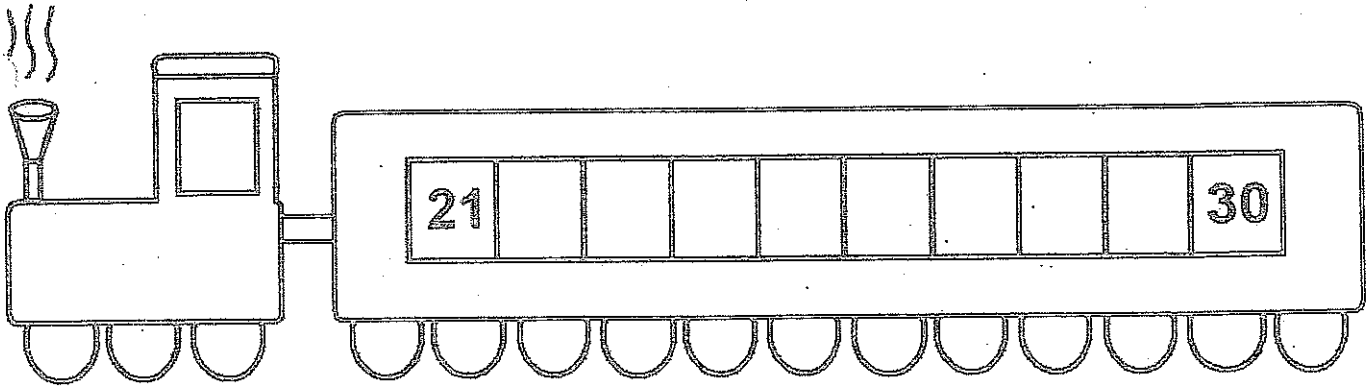

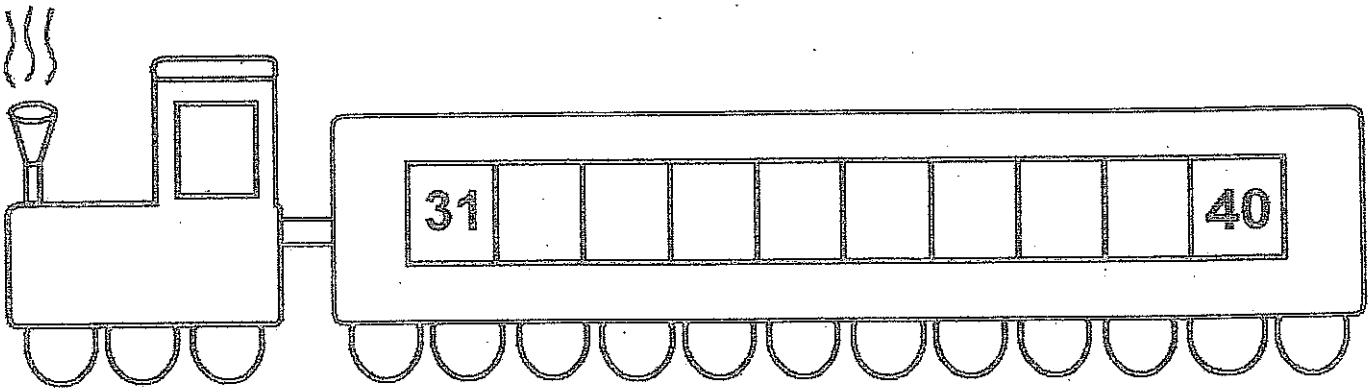

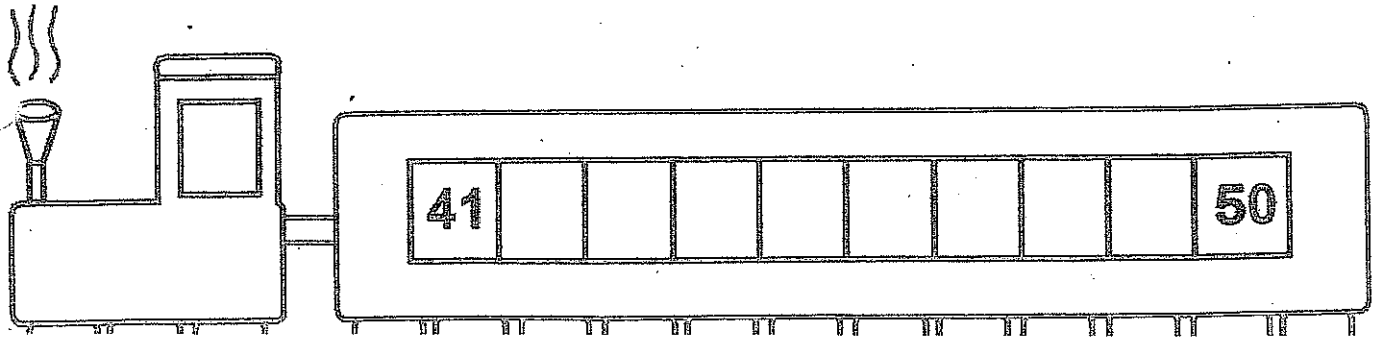

Color by Sight Word a Build a Sentence II

Day 9

Directions: Color by the code. Unscramble the sentence. Cut and paste in order.

we	red
can	blue
up	green
the	brown



put can up lights. We the

Name _____

UT1
Day 10

HUNDREDS CHART MYSTERY PICTURE #3

Use the key to color in the correct squares and reveal the hidden pi

1	2	3	4	5	6	7	8	9	10
11	12	13	14	15	16	17	18	19	20
21	22	23	24	25	26	27	28	29	30
31	32	33	34	35	36	37	38	39	40
41	42	43	44	45	46	47	48	49	50
51	52	53	54	55	56	57	58	59	60
61	62	63	64	65	66	67	68	69	70
71	72	73	74	75	76	77	78	79	80
81	82	83	84			87	88	89	90
91	92	93	94	95	96	97	98	99	100

ORANGE - 1, 3, 8, 10, 12, 19, 23, 28, 34, 37

BROWN - 35, 36, 43, 44, 45, 46, 47, 48, 54, 55, 56, 57, 64, 67, 74, 77, 84, 87, 95, 96

RED - 65, 66, 75, 76

©Mrs. Thompson's Tre

Name_____

NT1
Day 10

January



Rhyming

Circle the picture that rhymes.
Draw another picture that rhymes.





Sight Words

Trace it, Spell it, Write it.

my

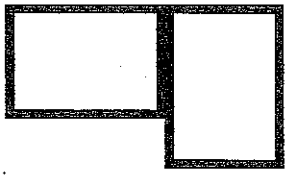

Phonics

Write the missing sound





s ___ t

g ___ m

c ___ b





Color the pictures that have the same **middle** sound.


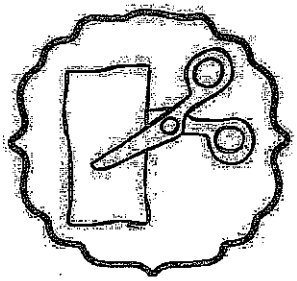




Counting

Fill in the missing numbers. Practice counting on from each number.

		3							10

Numbers

Write the number. Fill in that many on the ten frames.

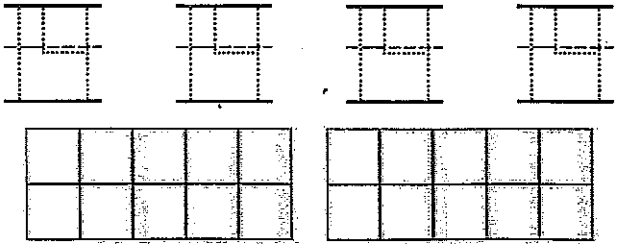

Sums of 5

Complete the Five Frame.
Write the equation to match.



3 + ___ = 5

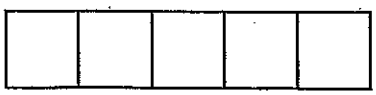

0 + ___ = 5

...thisbusybag.blogspot.com