

# Kindergarten NTI Packet

Dear Parents,

Enclosed is the NTI packet for your child. The packet has been labeled with the sheets your child will need to do on each NTI day. Each day will have a phonics and math sheet. ***Please have your child complete the sheets for that day only and return them to school the next day in their purple folder.***

We would also like for your child to review their memory work and sight words on each NTI day.

Please keep the packet in a safe place at home so you will have it throughout this winter when the need arises for school to call for an NTI day. Let us know if you have any questions.

Thank you,



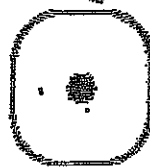
Mrs. Gray, Mrs. Hils and Mrs. Wadlington

NTI

Day 1

Name \_\_\_\_\_

# Roll A Sight Word



all	look	with	did	what	was

\* roll dice . have your child write the sight word !


Name \_\_\_\_\_

# Christmas Patterns

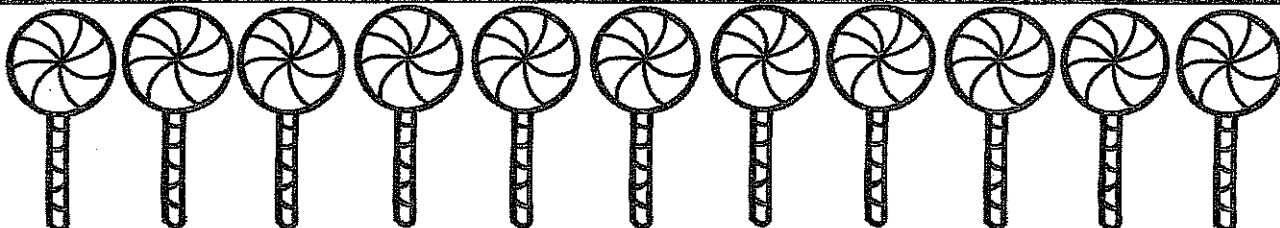
NTI  
Day 1

Make patterns.

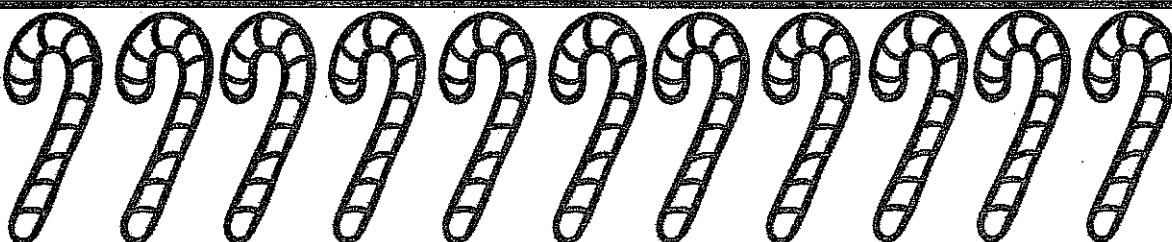
AABB




ABB



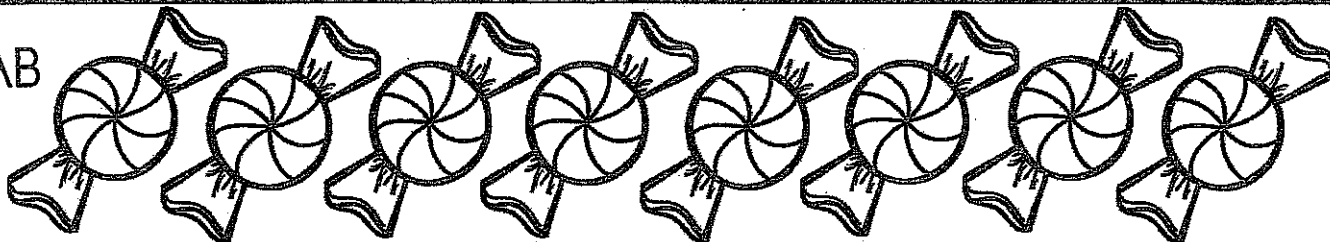
ABCD



ABC




AB



AAB




Create your own pattern.



NT1  
Day 2

I can climb and jump  
well 30 minutes  
after I am born.



1 2 3 4 5 6 7 8 9 10

Write what  
comes **after**.

6 \_\_\_\_\_

2 \_\_\_\_\_

8 \_\_\_\_\_

1 \_\_\_\_\_

5 \_\_\_\_\_

Write what  
comes **before**.

\_\_\_\_\_ 7

\_\_\_\_\_ 9

\_\_\_\_\_ 2

\_\_\_\_\_ 10

\_\_\_\_\_ 3

Write what comes  
**before** and **after**.

\_\_\_\_\_ 4 \_\_\_\_\_

\_\_\_\_\_ 6 \_\_\_\_\_

\_\_\_\_\_ 8 \_\_\_\_\_

\_\_\_\_\_ 2 \_\_\_\_\_

\_\_\_\_\_ 5 \_\_\_\_\_

My name is \_\_\_\_\_

Name \_\_\_\_\_

NT 1

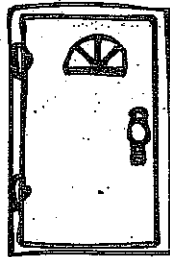
Day 2

# Letter Review

Say the name of each picture. Write the letter that begins each word.




\_\_\_\_\_



\_\_\_\_\_




\_\_\_\_\_




\_\_\_\_\_



\_\_\_\_\_



\_\_\_\_\_




\_\_\_\_\_



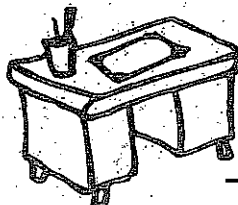
\_\_\_\_\_




\_\_\_\_\_



\_\_\_\_\_



\_\_\_\_\_



\_\_\_\_\_

Name \_\_\_\_\_


Color the shapes.



red



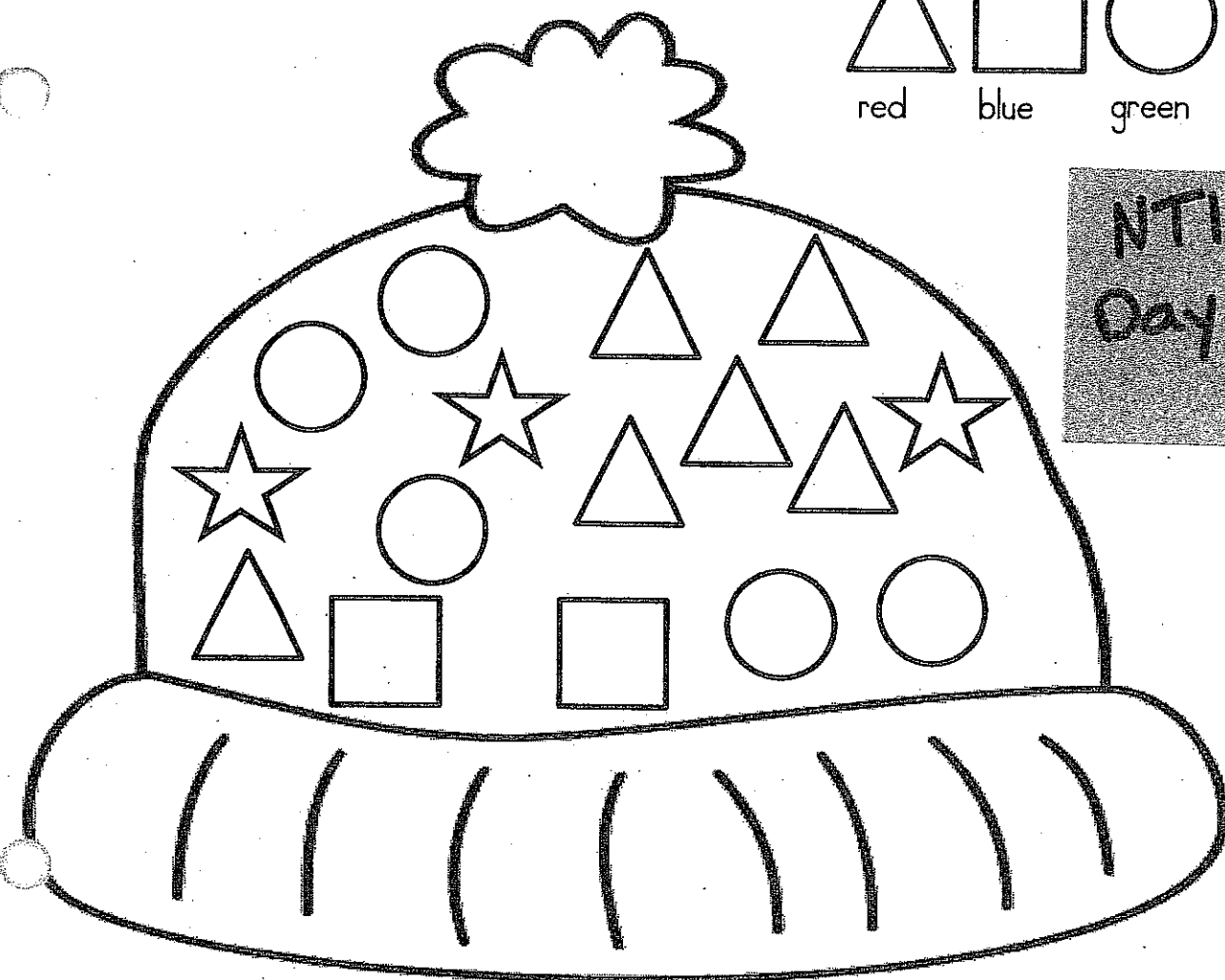

blue







green



orange



Count the shapes. Color the graph.

Day 3

[illegible]

Name \_\_\_\_\_

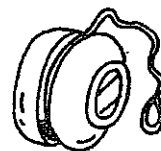

NTI  
Day 4

## Crayon Sounds


Look at the letter on each crayon.  
Circle the pictures that begin with that letter's sound.



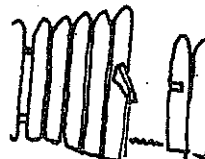
r



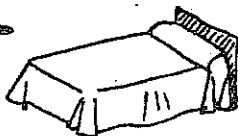
g






y



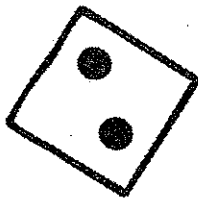

b



p












Name \_\_\_\_\_

NTI  
Day 4

# ROLL, ADD, AND COLOR

Roll two dice, add the dots, and color the hat that shows the total.




# BOOK REVIEW

Day 5

Name:

Title:

Rating:



My favorite part was...



Handwriting practice lines consisting of solid top and bottom lines with a dashed middle line, repeated twice.

Name: \_\_\_\_\_


# Number Words Match

Say the number on the cup and write the number on the line.


two ten four seven one  
nine three five eight six




\_\_\_\_\_  
\_\_\_\_\_  
\_\_\_\_\_




\_\_\_\_\_  
\_\_\_\_\_  
\_\_\_\_\_



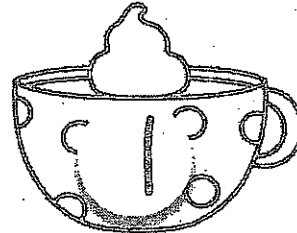
\_\_\_\_\_  
\_\_\_\_\_  
\_\_\_\_\_



\_\_\_\_\_  
\_\_\_\_\_  
\_\_\_\_\_




\_\_\_\_\_  
\_\_\_\_\_  
\_\_\_\_\_




\_\_\_\_\_  
\_\_\_\_\_  
\_\_\_\_\_



\_\_\_\_\_  
\_\_\_\_\_  
\_\_\_\_\_




\_\_\_\_\_  
\_\_\_\_\_  
\_\_\_\_\_



\_\_\_\_\_  
\_\_\_\_\_  
\_\_\_\_\_




\_\_\_\_\_  
\_\_\_\_\_  
\_\_\_\_\_



Name \_\_\_\_\_



NTI  
Day 6

# January




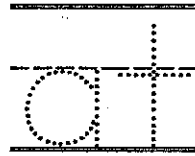
## Rhyming

Circle the picture that rhymes.  
Draw another picture that rhymes.



## Sight Words

Trace it, Spell it, Write it.



## Phonics

Write the missing sound



Color the pictures that have the same middle sound.




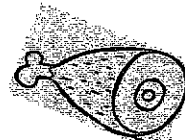
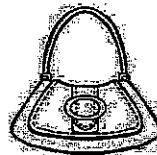
b           x



m           p



h           p





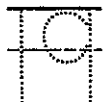
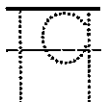
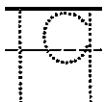
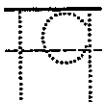
## Counting

Fill in the missing numbers. Practice counting on from each number.

	2					7			
--	---	--	--	--	--	---	--	--	--

## Numbers

Write the number. Fill in that many on the ten frames.



## Sums of 5

Complete the Five Frame.  
Write the equation to match.



5 +     = 5



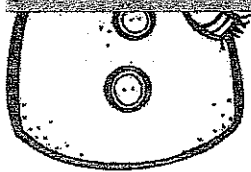
2 +     = 5

NT1

Day 7

Name \_\_\_\_\_

## Snowy count by 10's



Cut out the snowballs and glue them  
in order 10-100.


20	80	40	100	60
50	30	90	70	10

Always do your best!



Day 7

love

joy

peace

kindness

self control

Name \_\_\_\_\_

On each cloud write the correct numeral.

skill: recognizing number words

NTT  
Day 8


one \_\_\_\_\_

three \_\_\_\_\_

two \_\_\_\_\_

four \_\_\_\_\_

five \_\_\_\_\_



six \_\_\_\_\_

seven \_\_\_\_\_

eight \_\_\_\_\_

nine \_\_\_\_\_

ten \_\_\_\_\_


Name \_\_\_\_\_

## A Sweet Start


NTI  
Day 8

Name the pictures.

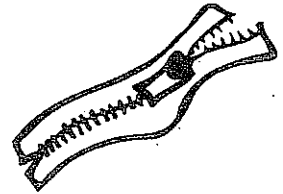
Write each beginning sound.




\_\_\_\_\_  
\_\_\_\_\_  
\_\_\_\_\_



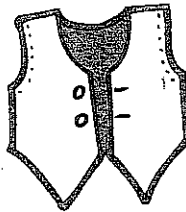
\_\_\_\_\_  
\_\_\_\_\_  
\_\_\_\_\_



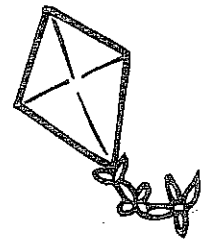
\_\_\_\_\_  
\_\_\_\_\_  
\_\_\_\_\_



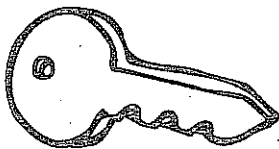
\_\_\_\_\_  
\_\_\_\_\_  
\_\_\_\_\_




\_\_\_\_\_  
\_\_\_\_\_  
\_\_\_\_\_



\_\_\_\_\_  
\_\_\_\_\_  
\_\_\_\_\_



\_\_\_\_\_  
\_\_\_\_\_  
\_\_\_\_\_

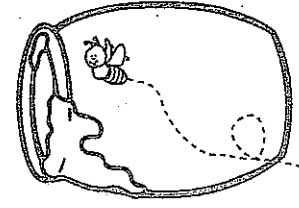
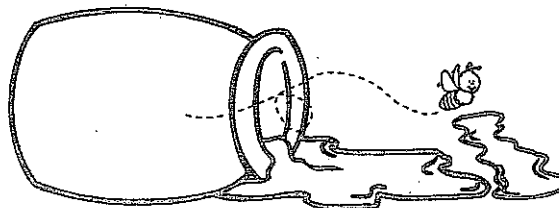


\_\_\_\_\_  
\_\_\_\_\_  
\_\_\_\_\_



\_\_\_\_\_  
\_\_\_\_\_  
\_\_\_\_\_

**Bonus Box:** On the back of this sheet, draw some things that begin with *p*.



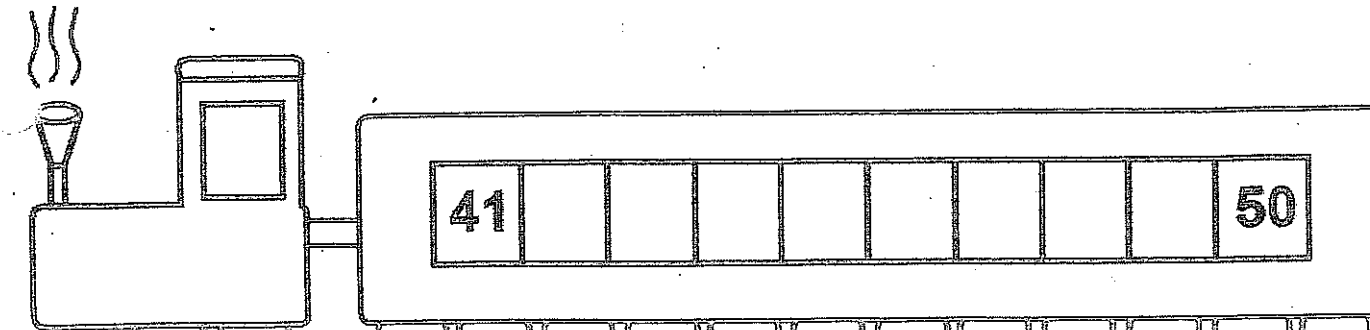
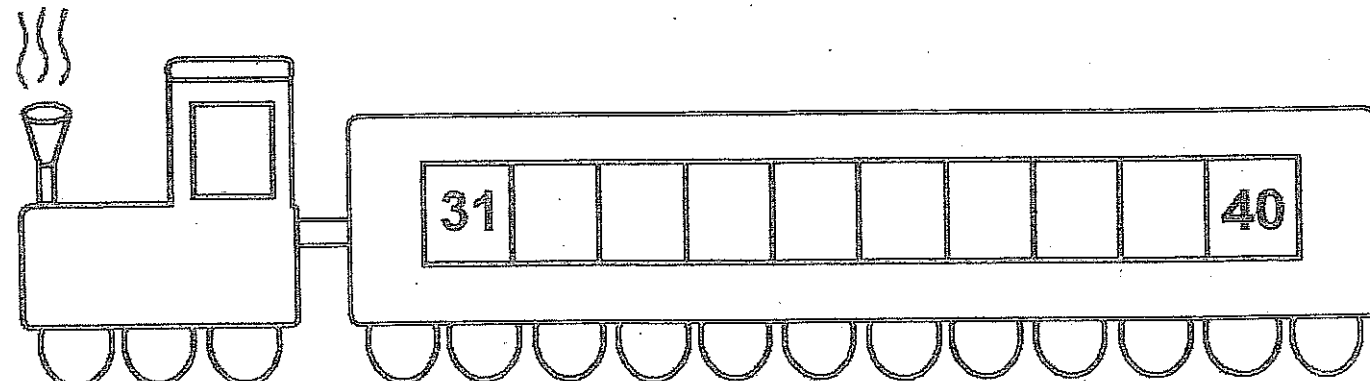
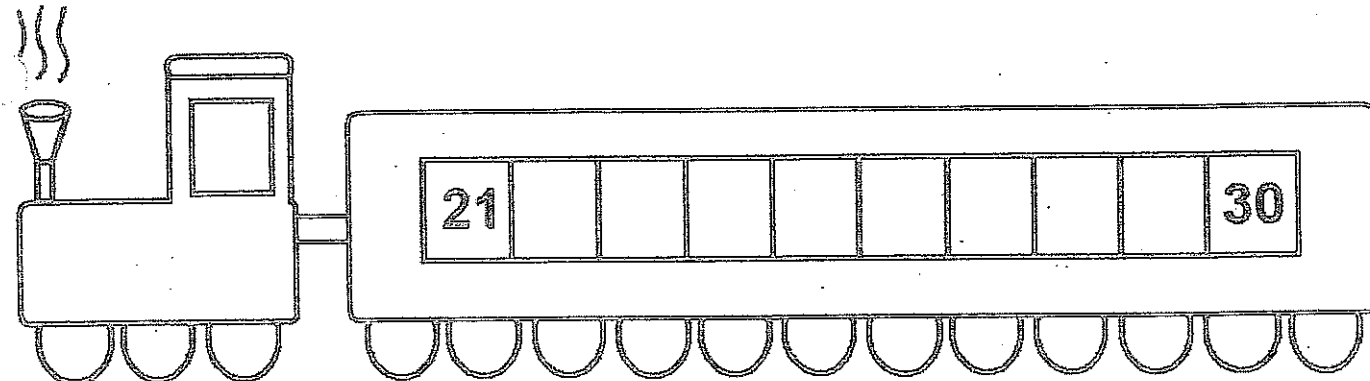
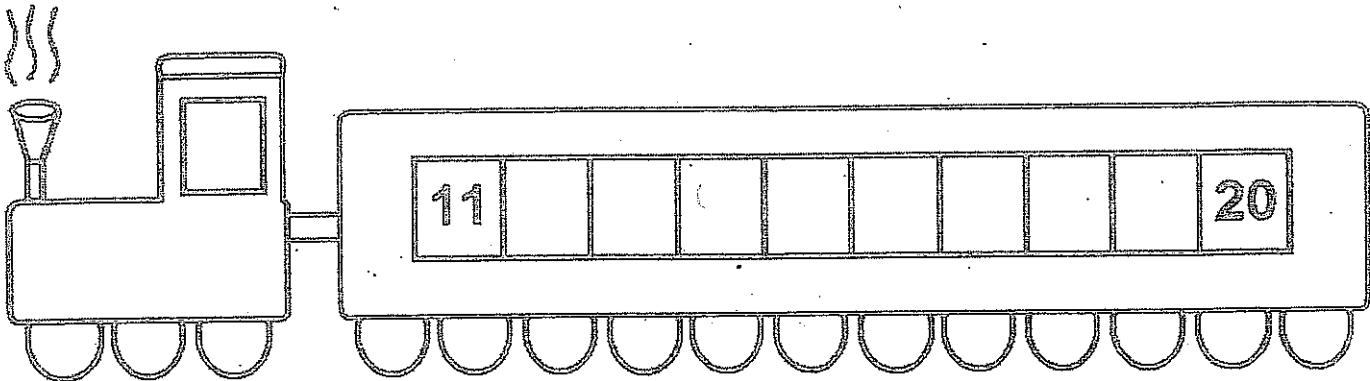



Name \_\_\_\_\_

Date \_\_\_\_\_

NTI  
Day 9


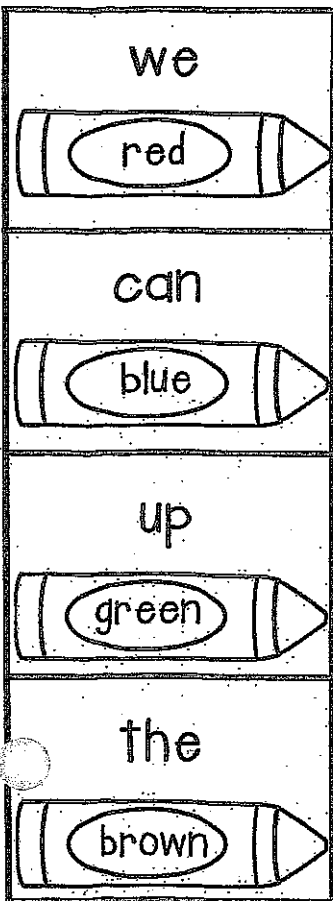
Write each missing numb



# Color by Sight Word a Day 9

## Build a Sentence II

Directions: Color by the code. Unscramble the sentence. Cut and paste in order.



A large rectangular box for writing the unscrambled sentence, followed by two sets of horizontal lines (solid top and bottom, dashed middle) for additional practice.


put	can	up	lights.	We	the
-----	-----	----	---------	----	-----

Name \_\_\_\_\_

NTI  
Day 10

# HUNDREDS CHART MYSTERY PICTURE #35

Use the key to color in the correct squares and reveal the hidden picture.

1	2	3	4	5	6	7	8	9	10
11	12	13	14	15	16	17	18	19	20
21	22	23	24	25	26	27	28	29	30
31	32	33	34	35	36	37	38	39	40
41	42	43	44	45	46	47	48	49	50
51	52	53	54	55	56	57	58	59	60
61	62	63	64	65	66	67	68	69	70
71	72	73	74	75	76	77	78	79	80
81	82	83	84			87	88	89	90
91	92	93	94	95	96	97	98	99	100

ORANGE - 1, 3, 8, 10, 12, 19, 23, 28, 34, 37

BROWN - 35, 36, 43, 44, 45, 46, 47, 48, 54, 55, 56, 57, 64, 67, 74, 77, 84, 87, 95, 96

RED - 65, 66, 75, 76

Name \_\_\_\_\_



NTI  
Day 10

# January



## Rhyming

Circle the picture that rhymes.  
Draw another picture that rhymes.



## Sight Words

Trace it, Spell it, Write it.

my



## Phonics

Write the missing sound



Color the pictures that have the same middle sound.



s

t



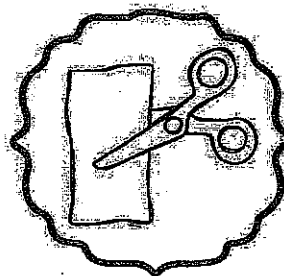

g

m



c

b





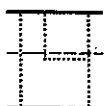
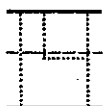
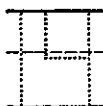
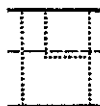
## Counting

Fill in the missing numbers. Practice counting on from each number.

		3							10
--	--	---	--	--	--	--	--	--	----

## Numbers

Write the number. Fill in that many on the ten frames.



## Sums of 5

Complete the Five Frame.  
Write the equation to match.



$$3 + \underline{\quad} = 5$$



$$0 + \underline{\quad} = 5$$