

Kindergarten NTI Packet

Dear Parents,

Enclosed is the NTI packet for your child. The packet has been labeled with the sheets your child will need to do on each NTI day. Each day will have a phonics and math sheet. *Please have your child complete the sheets for that day only and return them to school the next day in their purple folder.*

We would also like for your child to review their memory work and sight words on each NTI day.

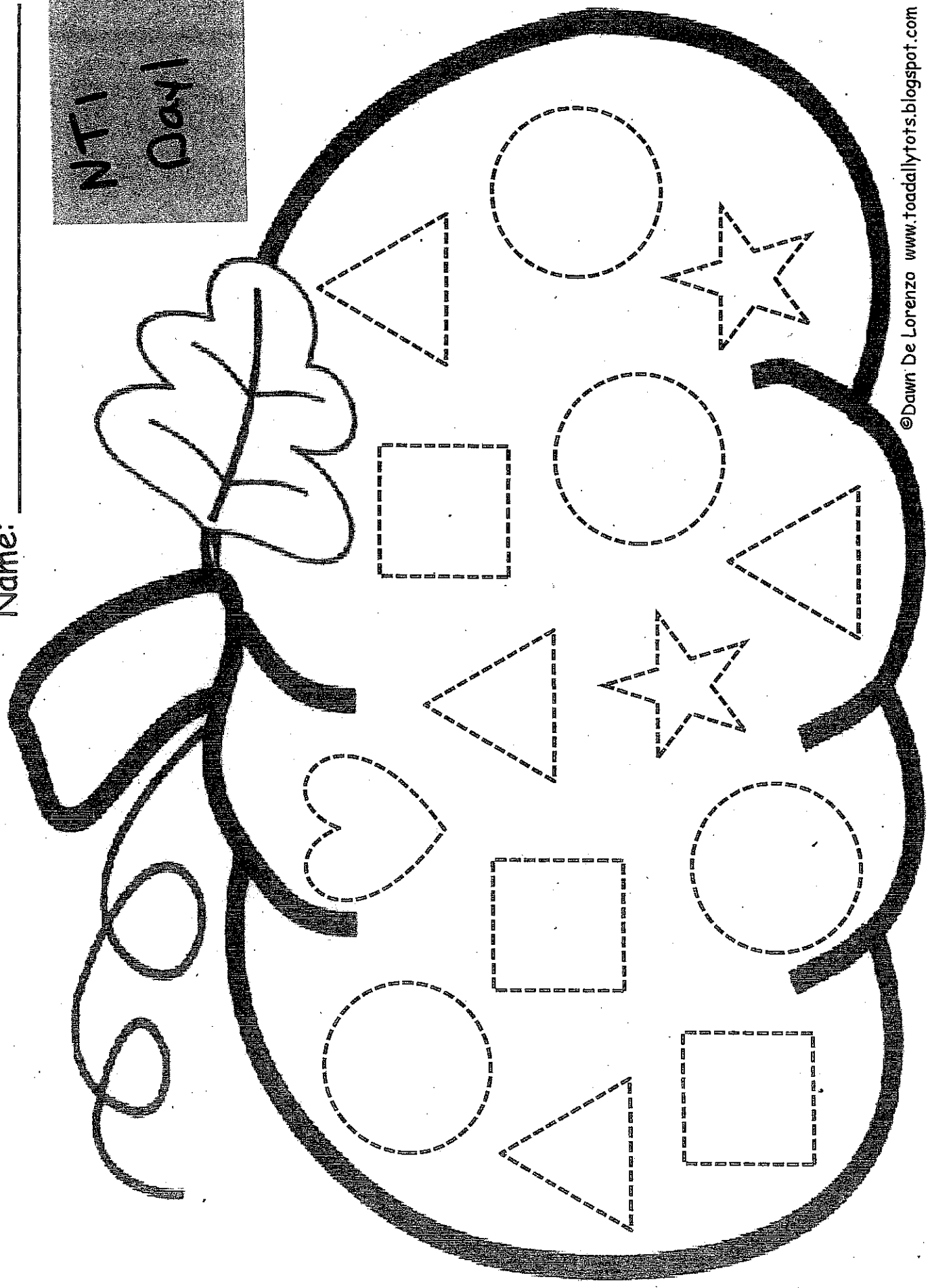
Please keep the packet in a safe place at home so you will have it throughout this winter when the need arises for school to call for an NTI day. Let us know if you have any questions.

Thank you,

Mrs. Gray, Mrs. Hils and Mrs. Wadlington

Name: _____


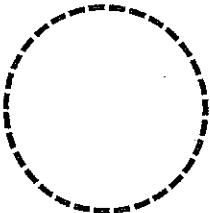

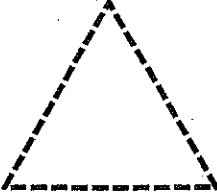

NTI
Day 1



Name: _____

Pumpkin Shape Trace, Count, and Graph


Directions: Trace the shapes inside the pumpkin. Count and graph how many there are of each shape. Fill in the graph below.

5					
4					
3					
2					
1					
					

Name _____

Roll A Sight Word

NTI
Day 1

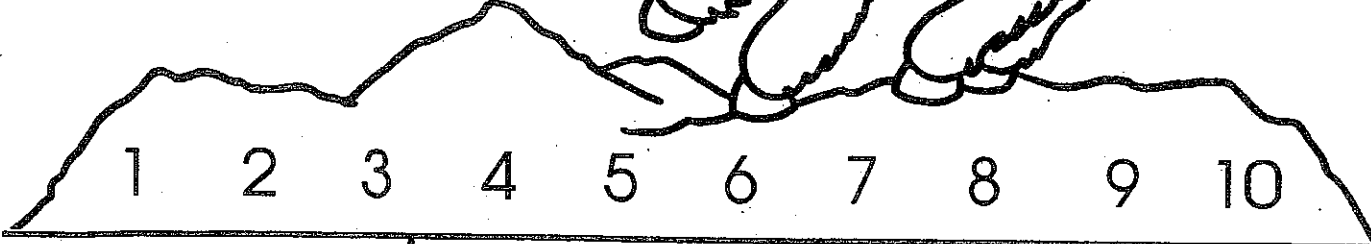



had	see	you	and	the	has

* roll dice, have your child write the sight word!

NT1
Day 2

I can climb and jump well 30 minutes after I am born.



Write what comes **after**.

6
2
8
1
5

Write what comes **before**.

7
9
2
10
3

Write what comes **before and after**.

4
6
8
2
5

My name is _____


Name _____

NT 1
Day 2


Letter Review

Say the name of each picture. Write the letter that begins each word.
























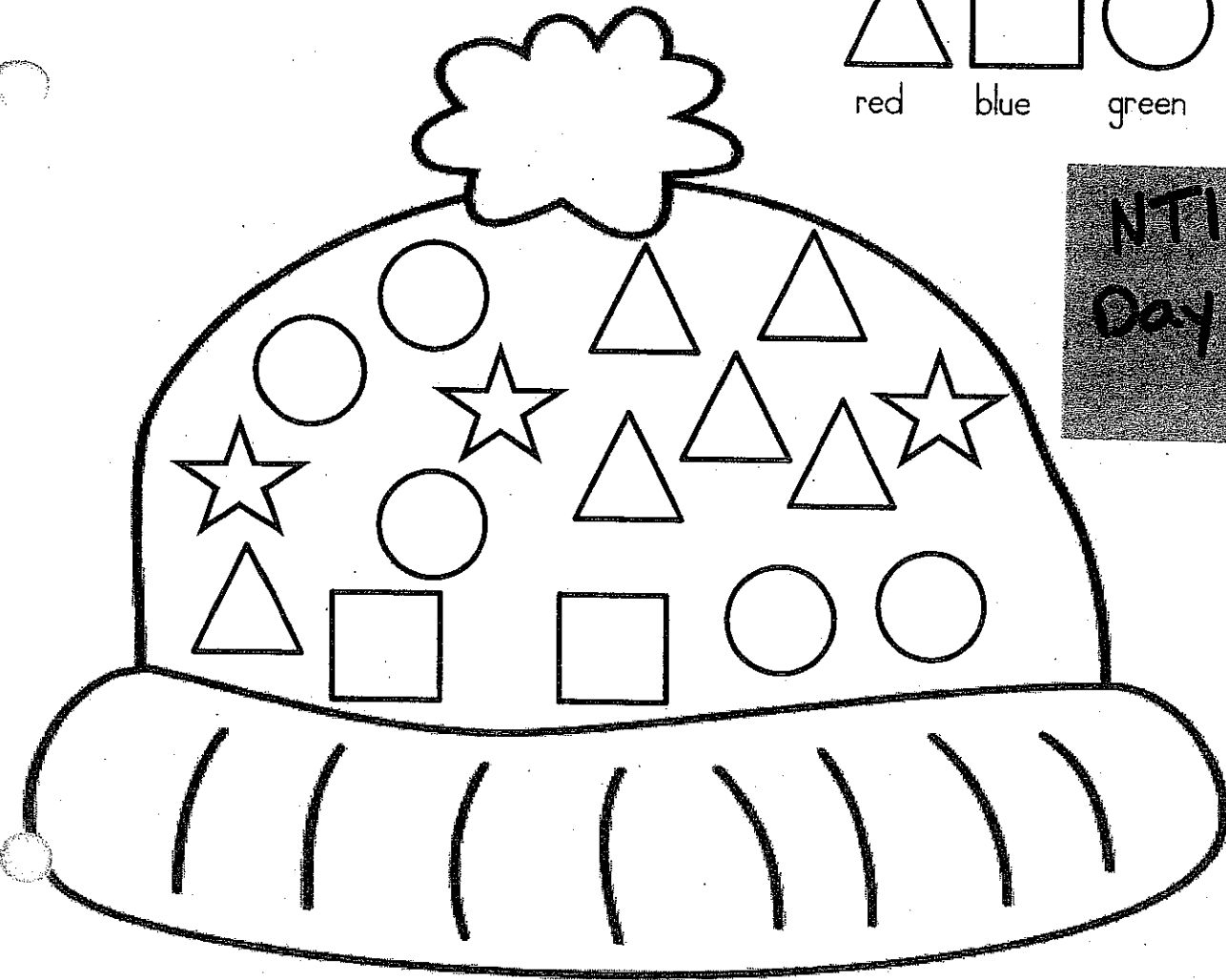

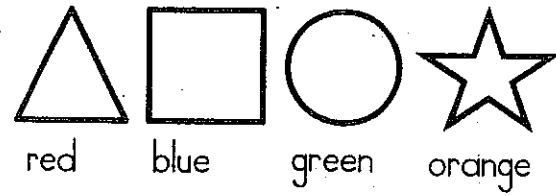










Name _____

Color the shapes.



Count the shapes. Color the graph.

Name _____


NTI
Day 3

Review Time


Say the name of each picture. Write the letter that begins each word.






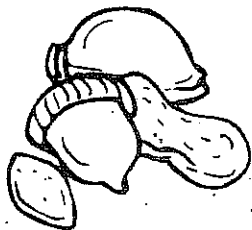




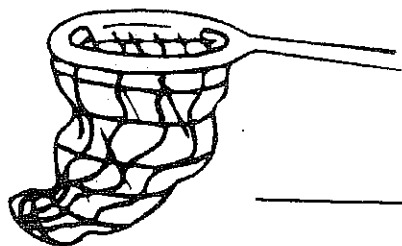

















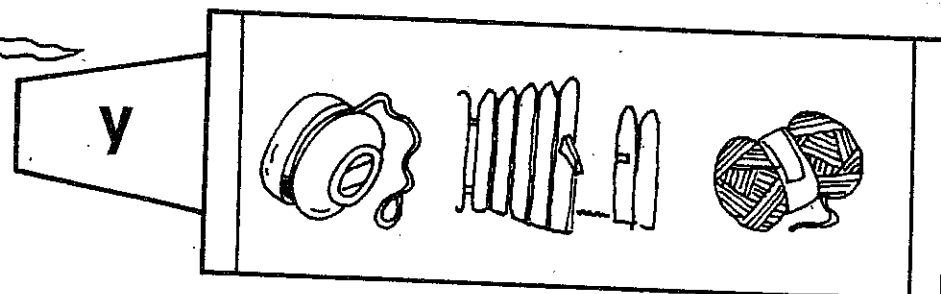







Name _____

NTI
Day 4

Crayon Sounds

Look at the letter on each crayon.
Circle the pictures that begin with that letter's sound.







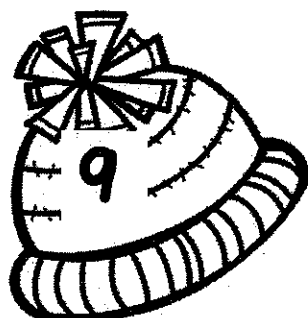



Name _____

NTI
Day 4

ROLL, ADD, AND COLOR

Roll two dice, add the dots, and color the hat that shows the total.

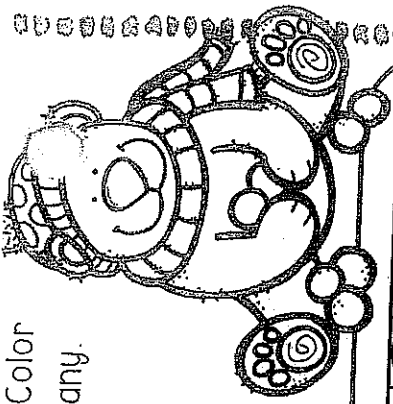


Name: _____

WEEK
Day 5

Directions: Count each ten frame. Color
or dab the snowball to show how many.

Snowball Ten Frames



●	●	●	●	●	●		
●							

(12) (13) (14)

●	●	●	●	●	●		
●	●	●	●	●			

(14) (15) (16)

●	●	●	●	●	●		
●	●						

(13) (14) (15)

●	●	●	●	●	●		
●							

(14) (15) (16)

●	●	●	●	●	●		
●	●	●	●				

(15) (16) (17)

●	●	●	●	●	●		
●	●						

(12) (13) (14)

●	●	●	●	●	●		
●	●	●	●	●	●		

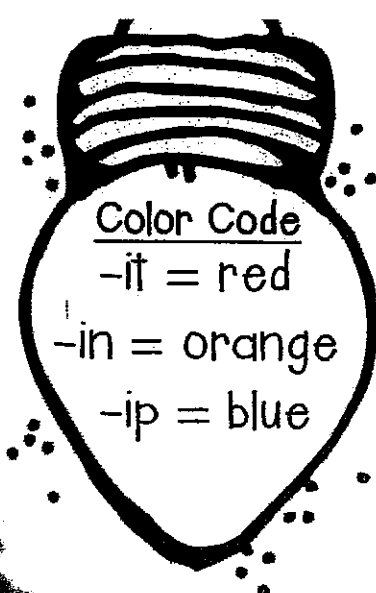
(18) (19) (20)

●	●	●	●	●	●		
●	●	●	●				

(18) (19) (20)

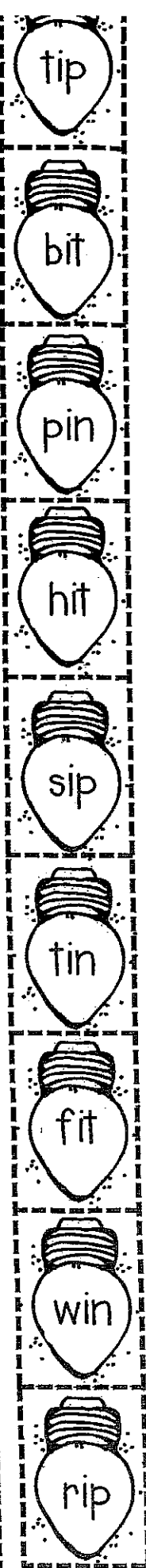
Short i Christmas Lights

NTI
Day 5



© Apple Moffatt © The Moffatt Girls 2013

Directions: Read the words on the lights. Use the color code to color the word families. Cut and paste your lights onto the Christmas tree.






Name: _____


Number Words Match


Say the number on the cup and write the number on the line.


two ten four seven one
nine three five eight six


























Name _____



NTI
Day 6

January



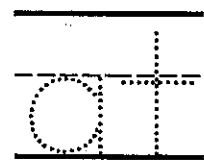
Rhyming

Circle the picture that rhymes.
Draw another picture that rhymes.



Sight Words

Trace it, Spell it, Write it.



Phonics

Write the missing sound



Color the pictures that have the same middle sound.



b

x



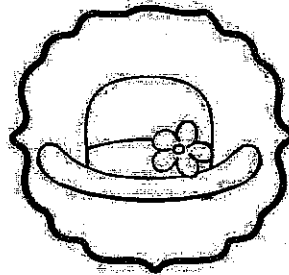
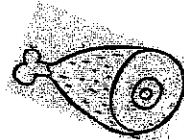
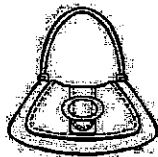
m

p



h

p



Counting



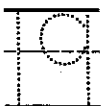
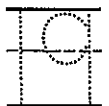
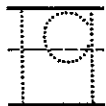
Fill in the missing numbers. Practice counting on from each number.

2

7

Numbers

Write the number. Fill in that many on the ten frames.

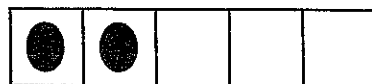


Sums of 5

Complete the Five Frame.
Write the equation to match.



$$5 + \underline{\quad} = 5$$

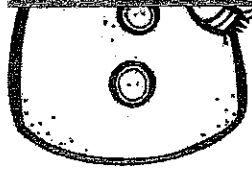


$$2 + \underline{\quad} = 5$$

NTI
Day 7

Name _____

Snowy count by 10's



Cut out the snowballs and glue them
in order 10-100.


20	80	40	100	60
50	30	90	70	10



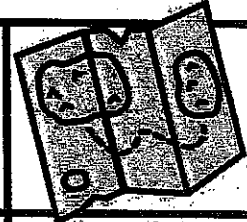
Word Family Sort

NTI
Day 7

Directions: Cut apart the pumpkins and read each word. Sort and glue the pumpkins into the correct column.



-at words



-ap words

cat	lap	map	hat	trap
sat	rat	clap	sap	mat

Name _____ skill: recognizing number words

In each cloud write the correct numeral.

NTA
12/18


one _____

three _____

two _____

four _____

five _____



six _____

seven _____

eight _____

nine _____



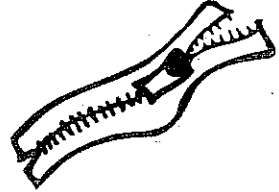

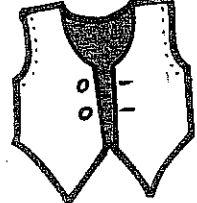
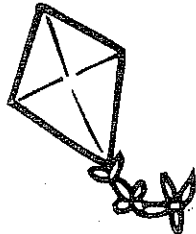



ten _____

Name _____


A Sweet Start

Name the pictures.
Write each beginning sound.

NTI
Day 8

 _____ _____ _____	 _____ _____ _____	 _____ _____ _____
 _____ _____ _____	 _____ _____ _____	 _____ _____ _____
 _____ _____ _____	 _____ _____ _____	 _____ _____ _____

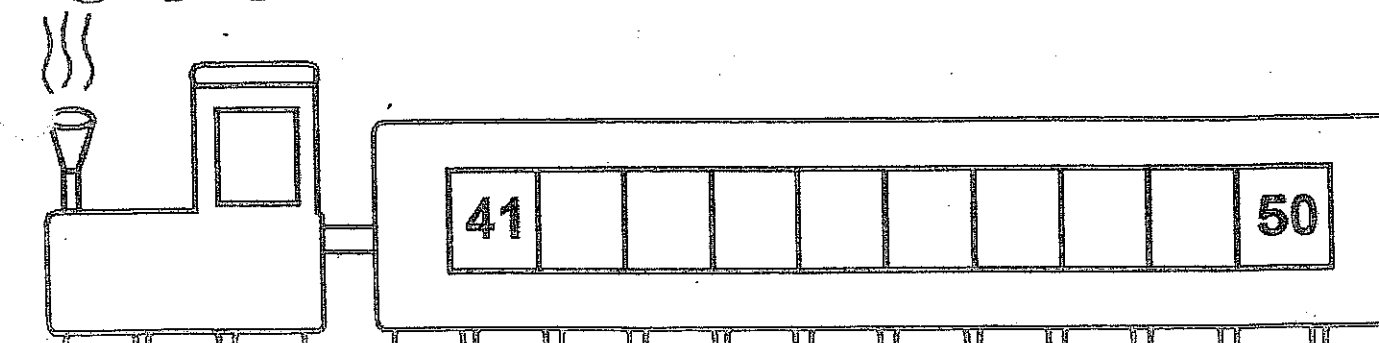
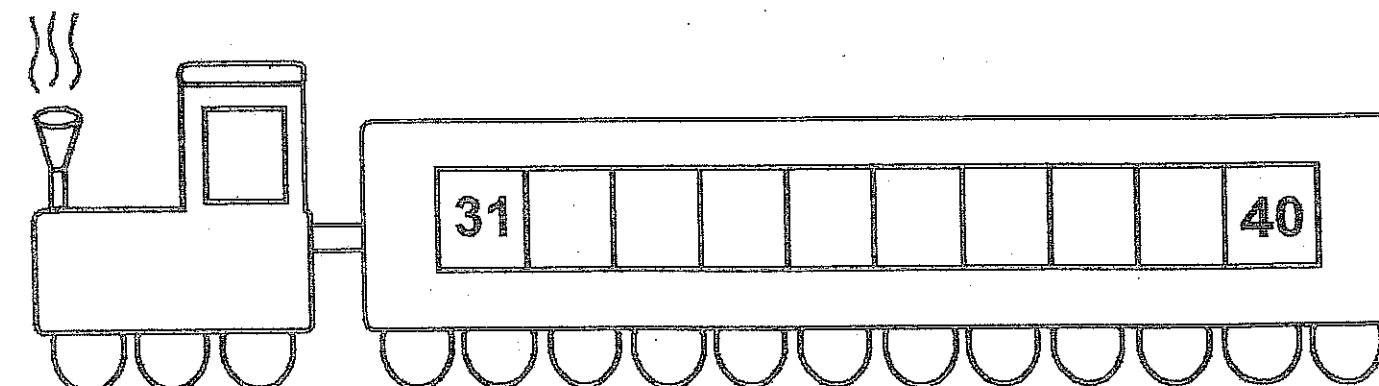
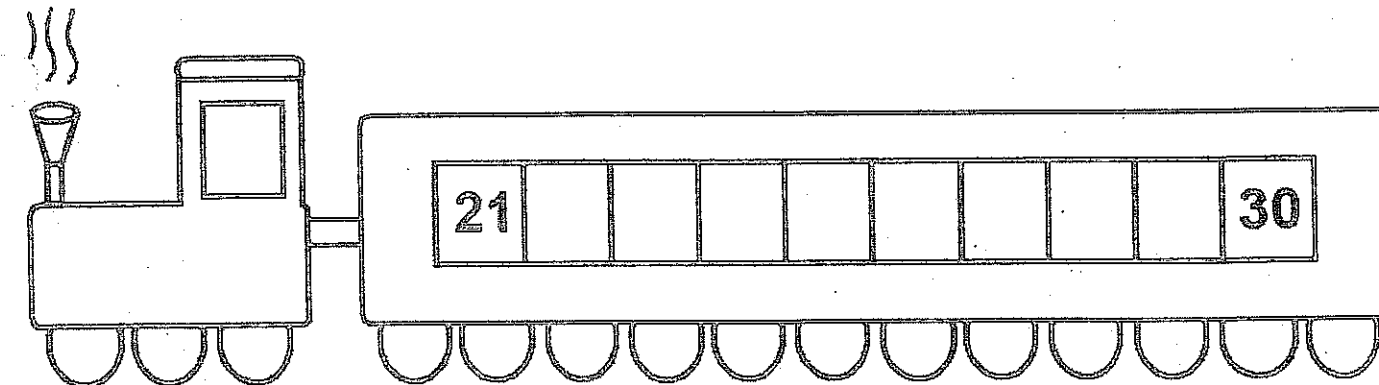
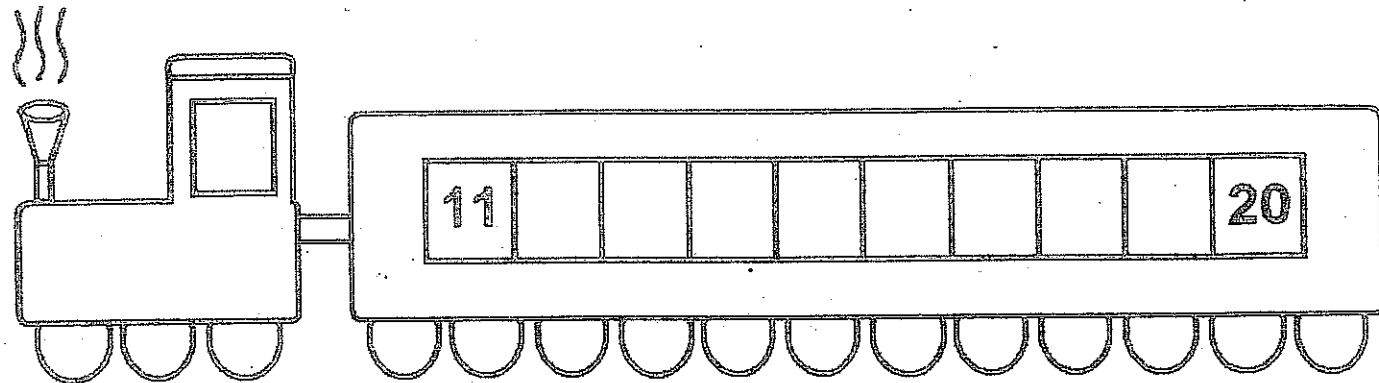

Bonus Box: On the back of this sheet, draw some things that begin with p.



Name _____ Date _____

NTI
Day 9

Write each missing numb



Name _____

NTI
Day 10

HUNDREDS CHART MYSTERY PICTURE #35

Use the key to color in the correct squares and reveal the hidden picture.

1	2	3	4	5	6	7	8	9	10
11	12	13	14	15	16	17	18	19	20
21	22	23	24	25	26	27	28	29	30
31	32	33	34	35	36	37	38	39	40
41	42	43	44	45	46	47	48	49	50
51	52	53	54	55	56	57	58	59	60
61	62	63	64	65	66	67	68	69	70
71	72	73	74	75	76	77	78	79	80
81	82	83	84	☺		87	88	89	90
91	92	93	94	95	96	97	98	99	100

ORANGE - 1, 3, 8, 10, 12, 19, 23, 28, 34, 37


BROWN - 35, 36, 43, 44, 45, 46, 47, 48, 54, 55, 56, 57, 64, 67, 74,
77, 84, 87, 95, 96

RED - 65, 66, 75, 76

Name _____



NTI
Day 10

January



Rhyming

Circle the picture that rhymes.
Draw another picture that rhymes.



Sight Words

Trace it, Spell it, Write it.

my



Phonics

Write the missing sound



Color the pictures that have the same middle sound.



s

t



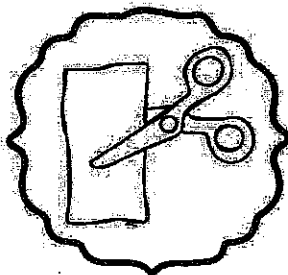
g

m



c

b




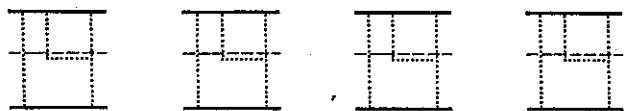
Counting

Fill in the missing numbers. Practice counting on from each number.

		3								10
--	--	---	--	--	--	--	--	--	--	----

Numbers

Write the number. Fill in that many on the ten frames.

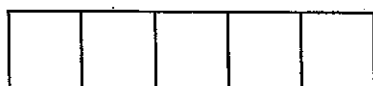


Sums of 5

Complete the Five Frame.
Write the equation to match.



$$3 + \underline{\quad} = 5$$



$$0 + \underline{\quad} = 5$$